



TRANSPARENCY  
INTERNATIONAL  
the global coalition against corruption


# CORRUPTION PERCEPTIONS INDEX

# 2018

**Transparency International is a global movement with one vision: a world in which government, business, civil society and the daily lives of people are free of corruption. Through more than 100 chapters worldwide and an international secretariat in Berlin, we are leading the fight against corruption to turn this vision into reality.**

**#cpi2018**

**[www.transparency.org/cpi](http://www.transparency.org/cpi)**

This work is licensed under CC BY-ND 4.0   
Transparency International 2019.

ISBN: 978-3-96076-084-9  
Printed on 100% recycled paper.

Every effort has been made to verify the accuracy of the information contained in this report. All information was believed to be correct as of January 2019. Nevertheless, Transparency International cannot accept responsibility for the consequences of its use for other purposes or in other contexts.

Generous support for the Corruption Perceptions Index 2018 is provided by EY.

# CORRUPTION PERCEPTIONS INDEX 2018

---

The 2018 Corruption Perceptions Index, published by Transparency International, measures the perceived levels of public sector corruption in 180 countries and territories. Drawing on 13 surveys of businesspeople and expert assessments, the index scores on a scale of zero (highly corrupt) to 100 (very clean).

The results paint a sadly familiar picture: more than **two-thirds of countries score below 50**, while the average score is just 43. Perhaps most disturbing is that **the vast majority of countries assessed have made little to no progress**. Only 20 have made significant progress in recent years.

**As long as corruption continues to go largely unchecked, democracy is under threat around the world.**

“Corruption chips away at democracy to produce a vicious cycle, where corruption undermines democratic institutions and, in turn, weak institutions are less able to control corruption,” said Patricia Moreira, managing director of Transparency International. “With many democratic institutions under threat across the globe – often by leaders with authoritarian or populist tendencies – we need to do more to **strengthen checks and balances and protect citizens’ rights.**”

**Citizens demand transparency.**

Recent anti-corruption protests from Mongolia to Romania to Guatemala have made clear the public’s outrage with politicians’ abuse of office and attempts to limit their own accountability. Voters’ frustration with corruption has also reshaped the politics of several countries in the past few years. The leaders riding waves of discontent to positions of power must pay more than lip-service to anti-corruption; **it should enter the DNA of their policies and reforms.**

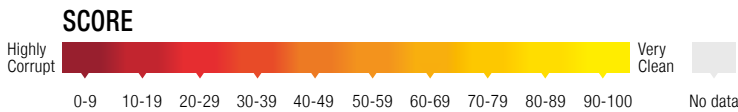
“Our research makes a clear link between having a healthy democracy and successfully fighting public sector corruption,” said Delia Ferreira Rubio, chair of Transparency International. “Corruption is much more likely to flourish where democratic foundations are weak and, as we have seen in many countries, where undemocratic and populist politicians capture democratic institutions and use them to their advantage.”

# 180 COUNTRIES. 180 SCORES.

## HOW DOES YOUR COUNTRY MEASURE UP?

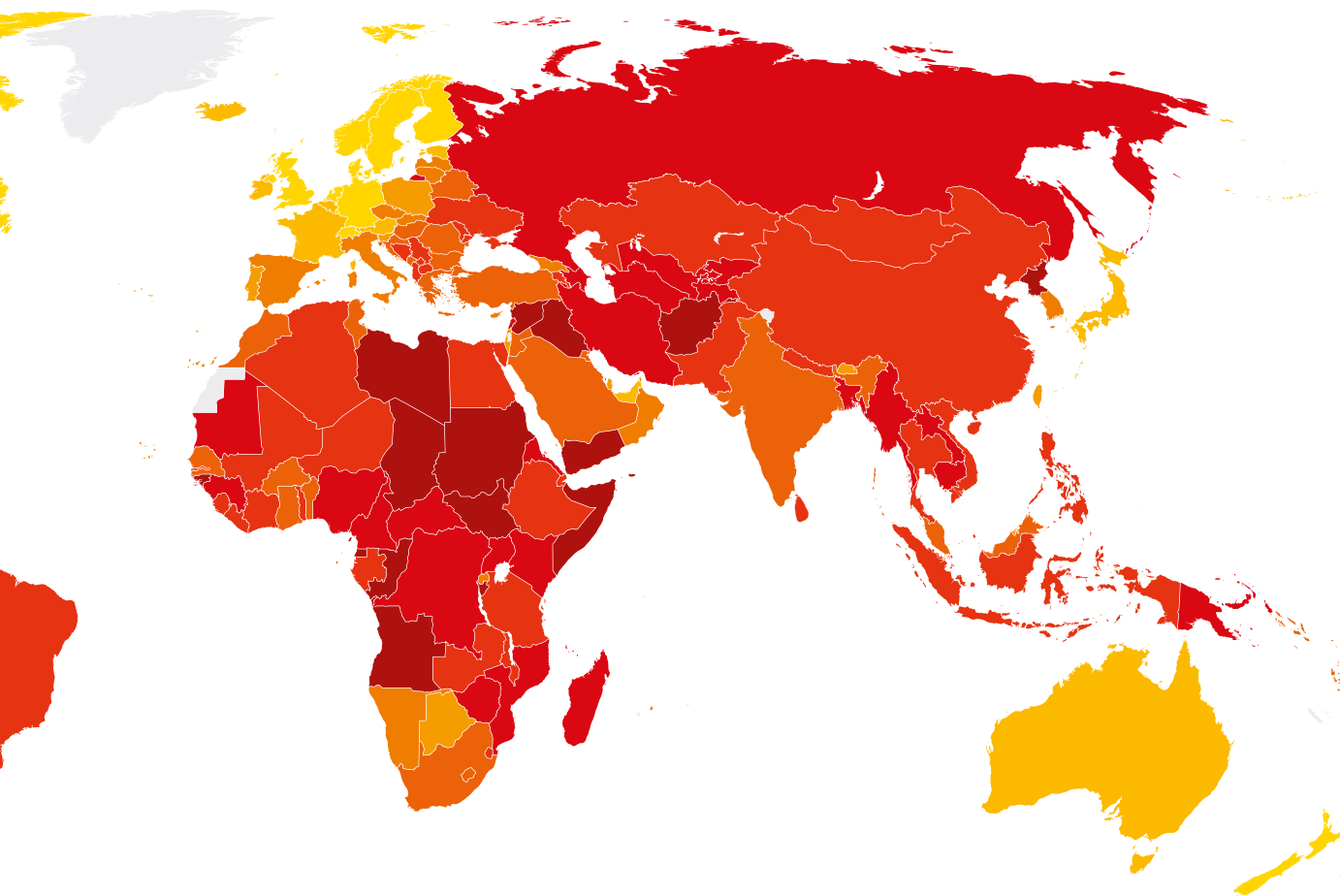


The perceived levels of public sector corruption in 180 countries/territories around the world.



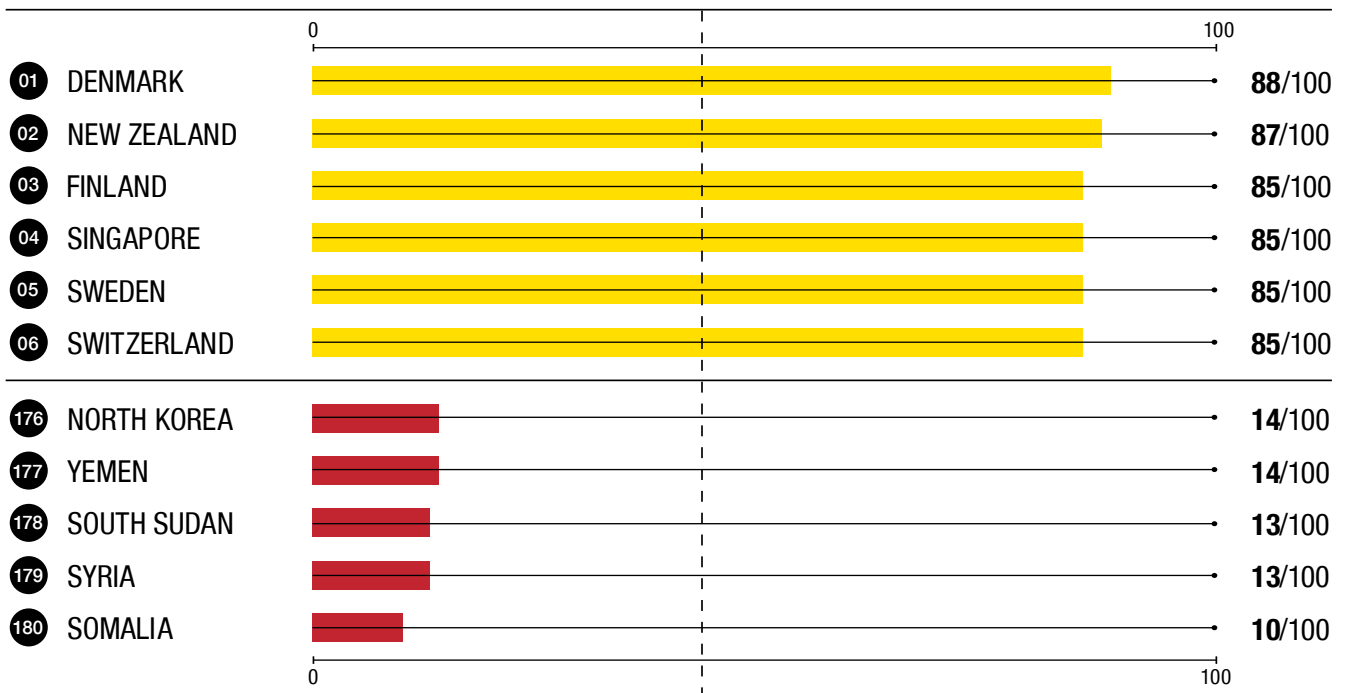
# GLOBAL ANALYSIS

SCORE	COUNTRY/TERRITORY	RANK	SCORE	COUNTRY/TERRITORY	RANK	SCORE	COUNTRY/TERRITORY	RANK
88	Denmark	1	68	Bhutan	25	53	Namibia	52
87	New Zealand	2	67	Chile	27	52	Grenada	53
85	Finland	3	66	Seychelles	28	52	Italy	53
85	Singapore	3	65	Bahamas	29	52	Oman	53
85	Sweden	3	64	Portugal	30	51	Mauritius	56
85	Switzerland	3	63	Brunei Darussalam	31	50	Slovakia	57
84	Norway	7	63	Taiwan	31	49	Jordan	58
82	Netherlands	8	62	Qatar	33	49	Saudi Arabia	58
81	Canada	9	61	Botswana	34	48	Croatia	60
81	Luxembourg	9	61	Israel	34	47	Cuba	61
80	Germany	11	60	Poland	36	47	Malaysia	61
80	United Kingdom	11	60	Slovenia	36	47	Romania	61
77	Australia	13	59	Cyprus	38	46	Hungary	64
76	Austria	14	59	Czech Republic	38	46	Sao Tome and Principe	64
76	Hong Kong	14	59	Lithuania	38	46	Vanuatu	64
76	Iceland	14	58	Georgia	41	45	Greece	67
75	Belgium	17	58	Latvia	41	45	Montenegro	67
73	Estonia	18	58	Saint Vincent and the Grenadines	41	45	Senegal	67
73	Ireland	18	58	Spain	41	44	Belarus	70
73	Japan	18	57	Cabo Verde	45	44	Jamaica	70
72	France	21	57	Dominica	45	44	Solomon Islands	70
71	United States	22	57	Korea, South	45	43	Morocco	73
70	United Arab Emirates	23	56	Costa Rica	48	43	South Africa	73
70	Uruguay	23	56	Rwanda	48	43	Suriname	73
68	Barbados	25	55	Saint Lucia	50	43	Tunisia	73
			54	Malta	51	42	Bulgaria	77
						41	Burkina Faso	78



41	Ghana	78	35	Algeria	105	29	Bolivia	132	23	Mozambique	158
41	India	78	35	Armenia	105	29	Honduras	132	23	Uzbekistan	158
41	Kuwait	78	35	Brazil	105	29	Kyrgyzstan	132	22	Zimbabwe	160
41	Lesotho	78	35	Côte d'Ivoire	105	29	Laos	132	20	Cambodia	161
41	Trinidad and Tobago	78	35	Egypt	105	29	Myanmar	132	20	Democratic Republic of the Congo	161
41	Turkey	78	35	El Salvador	105	29	Paraguay	132	20	Haiti	161
40	Argentina	85	35	Peru	105	28	Guinea	138	20	Turkmenistan	161
40	Benin	85	35	Timor-Leste	105	28	Iran	138	19	Angola	165
39	China	87	35	Zambia	105	28	Lebanon	138	19	Chad	165
39	Serbia	87	34	Ecuador	114	28	Mexico	138	19	Congo	165
38	Bosnia and Herzegovina	89	34	Ethiopia	114	28	Papua New Guinea	138	18	Iraq	168
38	Indonesia	89	34	Niger	114	28	Russia	138	18	Venezuela	168
38	India	89	33	Moldova	117	27	Comoros	144	17	Burundi	170
38	Sri Lanka	89	33	Pakistan	117	27	Guatemala	144	17	Libya	170
38	Swaziland	89	33	Vietnam	117	27	Kenya	144	16	Afghanistan	172
37	Gambia	93	32	Liberia	120	27	Mauritania	144	16	Equatorial Guinea	172
37	Guyana	93	32	Malawi	120	27	Nigeria	144	16	Guinea Bissau	172
37	Kosovo	93	32	Mali	120	27	Bangladesh	149	16	Sudan	172
37	Macedonia	93	32	Ukraine	120	26	Central African Republic	149	14	Korea, North	176
37	Mongolia	93	31	Djibouti	124	26	Uganda	149	14	Yemen	176
37	Panama	93	31	Gabon	124	26	Azerbaijan	152	13	South Sudan	178
36	Albania	99	31	Kazakhstan	124	25	Cameroon	152	13	Syria	178
36	Bahrain	99	31	Maldives	124	25	Madagascar	152	10	Somalia	180
36	Colombia	99	31	Nepal	124	25	Nicaragua	152			
36	Philippines	99	30	Dominican Republic	129	25	Tajikistan	152			
36	Tanzania	99	30	Sierra Leone	129	25	Eritrea	157			
36	Thailand	99	30	Togo	129						

**▲ TOP COUNTRIES**



**▼ BOTTOM COUNTRIES**

GLOBAL AVERAGE

HIGHEST SCORING REGION

**WESTERN EUROPE  
& EUROPEAN UNION**

**66**/100

AVERAGE REGIONAL SCORE

**=** SINCE 2017

LOWEST SCORING REGION

**SUB-SAHARAN  
AFRICA**

**32**/100

AVERAGE REGIONAL SCORE

**=** SINCE 2017

**2/3 OF COUNTRIES  
SCORE BELOW**

**50**/100

**THE AVERAGE  
COUNTRY SCORE IS**

**43**/100

WITHIN THE LAST 7 YEARS:

20 

COUNTRIES IMPROVED\*

Including:

ARGENTINA



 8

Since 2015

CÔTE D'IVOIRE



 8

Since 2013

GUYANA



 9

Since 2012

16 

COUNTRIES DECREASED\*

Including:

HUNGARY



 9

Since 2012

MEXICO



 7


Since 2013

MALTA



 6

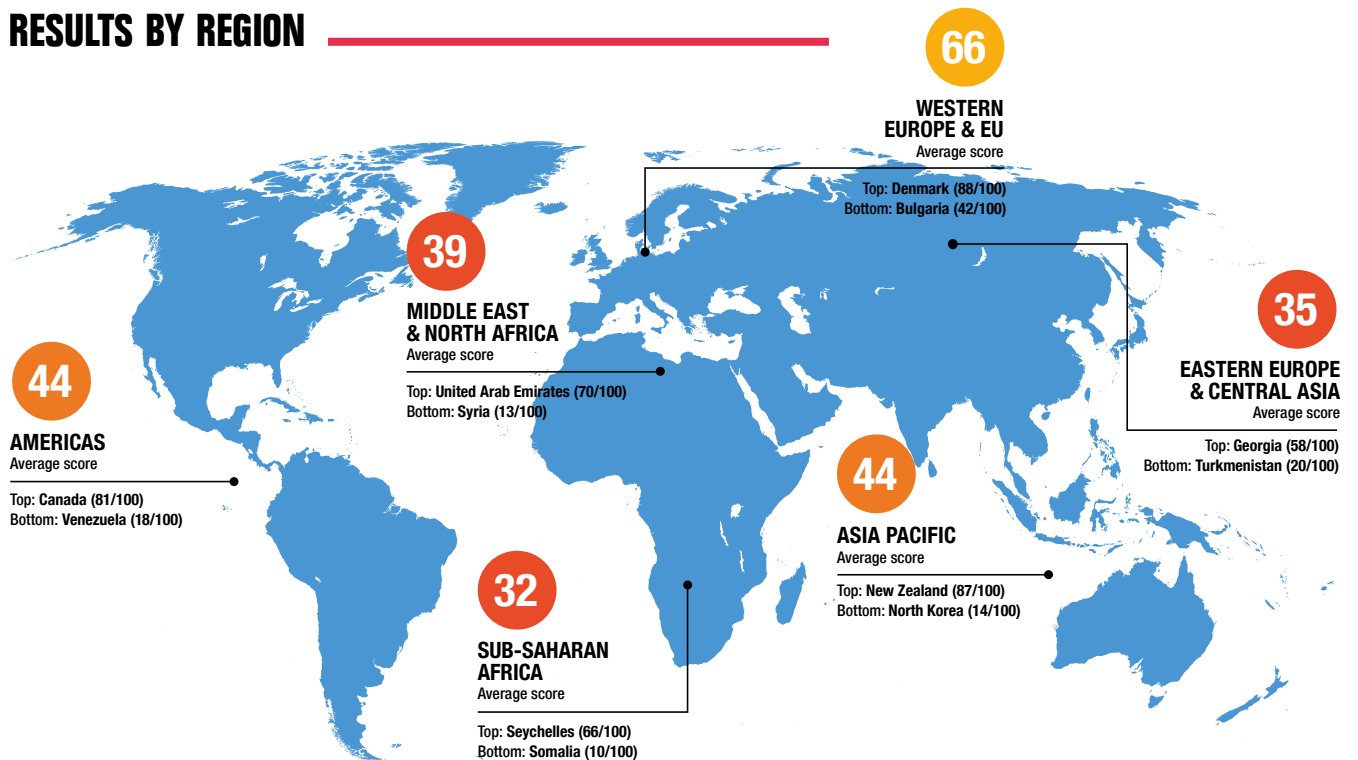
Since 2015



THE REMAINING COUNTRIES MADE LITTLE OR NO PROGRESS IN THE FIGHT AGAINST CORRUPTION IN RECENT YEARS

\*In these six examples, we report the year between 2012 and 2018 from which the score change is statistically significant

RESULTS BY REGION



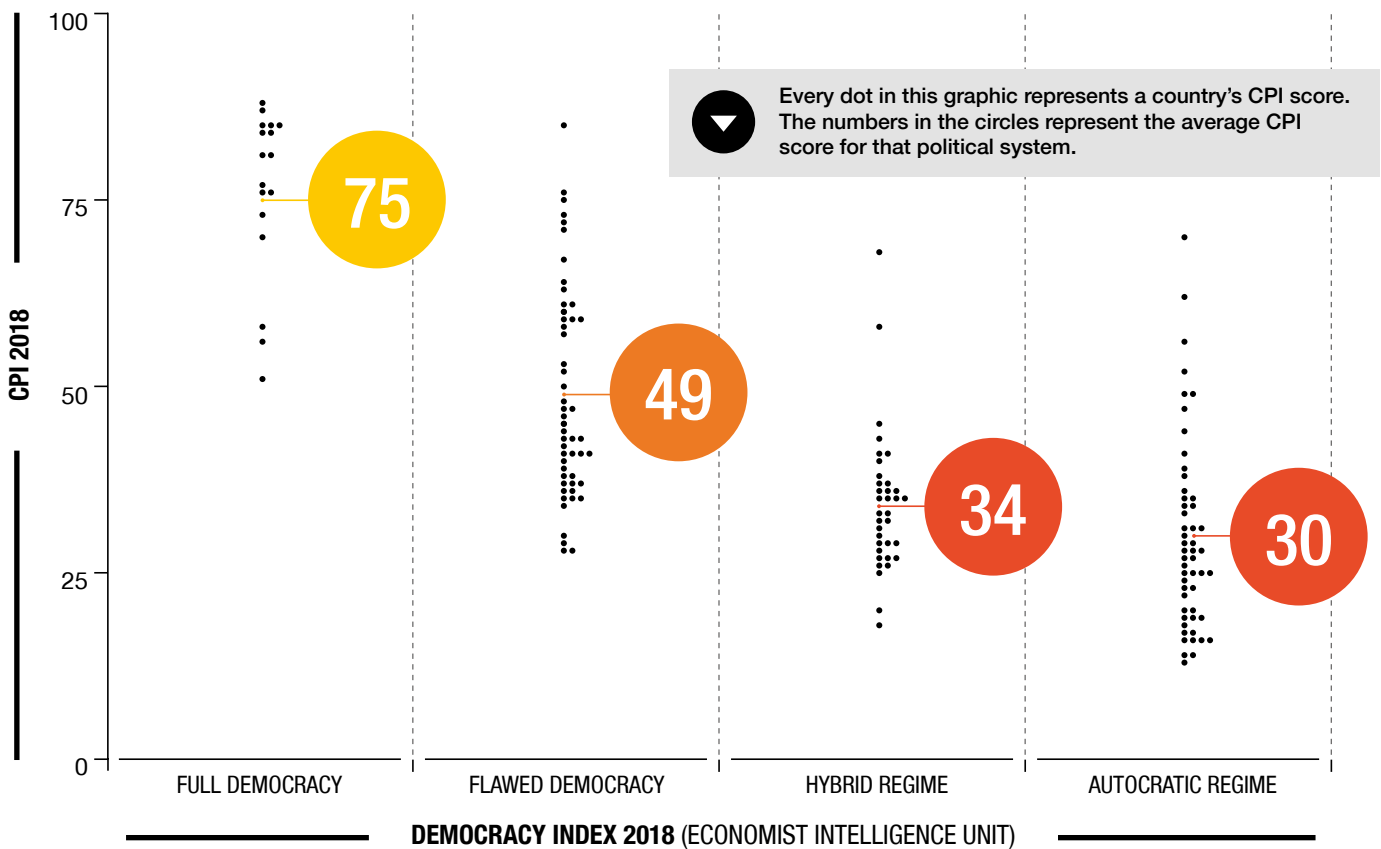
## CORRUPTION AND THE CRISIS OF DEMOCRACY

“Our research makes a clear link between having a healthy democracy and successfully fighting public sector corruption. Corruption is much more likely to flourish where democratic foundations are weak and, as we have seen in many countries, where undemocratic and populist politicians capture democratic institutions and use them to their advantage.”

Delia Ferreira Rubio, chair of Transparency International

### CORRUPTION UNDERMINES DEMOCRACY

Beating corruption is crucial to healthy democracy. There are **no full democracies that score below 50** on the CPI. Similarly, very few countries that have autocratic characteristics score higher than 50.



The following countries have experienced a **decline in both the health of their democracies\* and control of corruption:**

\* From Freedom House

<p><b>TURKEY</b></p> <p>CPI SCORE <b>41</b>/100</p> <p><b>-29</b> CHANGE IN DEMOCRACY RATING 2012-2018</p> <p><b>-8</b> CHANGE IN CPI SCORE 2012-2018</p>	<p><b>HUNGARY</b></p> <p>CPI SCORE <b>46</b>/100</p> <p><b>-16</b> CHANGE IN DEMOCRACY RATING 2012-2018</p> <p><b>-9</b> CHANGE IN CPI SCORE 2012-2018</p>
---	--



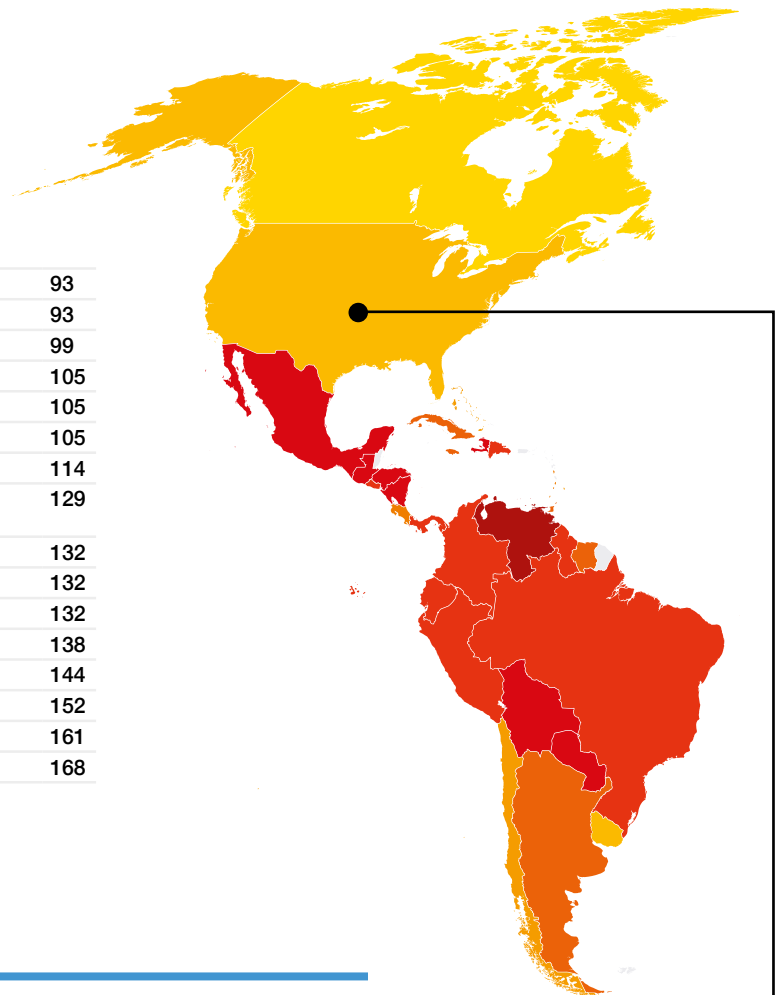
# REGIONAL ANALYSIS

## AMERICAS

44/100

AVERAGE SCORE

The Americas region continues to fail in making any serious inroads against corruption. Populist leaders are transforming politics across the region, raising red flags through their treatment of the media, civil society and democratic institutions, all of which risk becoming **less able to act as checks and balances against corruption.**



SCORE	COUNTRY/TERRITORY	RANK	SCORE	COUNTRY	SCORE	RANK
81	Canada	9	37	Guyana	93	93
71	United States	22	37	Panama	93	93
70	Uruguay	23	36	Colombia	99	99
68	Barbados	25	35	Brazil	105	105
67	Chile	27	35	El Salvador	105	105
65	Bahamas	29	35	Peru	105	105
58	Saint Vincent and the Grenadines	41	34	Ecuador	114	114
57	Dominica	45	30	Dominican Republic	129	129
56	Costa Rica	48	29	Bolivia	132	132
55	Saint Lucia	50	29	Honduras	132	132
52	Grenada	53	29	Paraguay	132	132
47	Cuba	61	28	Mexico	138	138
44	Jamaica	70	27	Guatemala	144	144
43	Suriname	73	25	Nicaragua	152	152
41	Trinidad and Tobago	78	20	Haiti	161	161
40	Argentina	85	18	Venezuela	168	168

### COUNTRIES TO WATCH

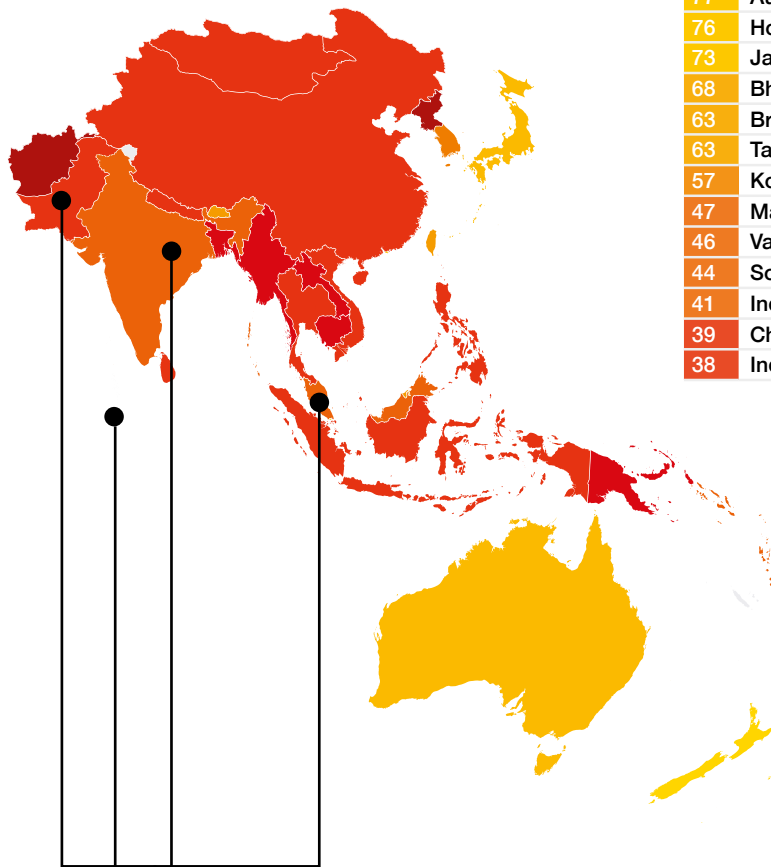
The **United States (US)** dropped four points since last year to earn its lowest score on the CPI in seven years. This decline comes at a time when the US is experiencing threats to its system of checks and balances as well as an erosion of ethical norms at the highest levels of power.

# ASIA PACIFIC

# 44/100

AVERAGE SCORE

The Asia Pacific region is stagnating in the fight against corruption. A lack of progress is unsurprising given the prevalence of weak democratic institutions, and a lack of laws and enforcement mechanisms, all of which typically contribute to higher rates of corruption. However, with two countries in the top 10, and two in the bottom 10, the region is highly diverse in its anti-corruption approach.



SCORE	COUNTRY/TERRITORY	RANK	SCORE	COUNTRY/TERRITORY	RANK
87	New Zealand	2	38	Sri Lanka	89
85	Singapore	3	37	Mongolia	93
77	Australia	13	36	Philippines	99
76	Hong Kong	14	36	Thailand	99
73	Japan	18	35	Timor-Leste	105
68	Bhutan	25	33	Pakistan	117
63	Brunei Darussalam	31	33	Vietnam	117
63	Taiwan	31	31	Maldives	124
57	Korea, South	45	31	Nepal	124
47	Malaysia	61	29	Laos	132
46	Vanuatu	64	29	Myanmar	132
44	Solomon Islands	70	28	Papua New Guinea	138
41	India	78	26	Bangladesh	149
39	China	87	20	Cambodia	161
38	Indonesia	89	16	Afghanistan	172
			14	Korea, North	176



## COUNTRIES TO WATCH

Massive public mobilisation against corruption and voter turnout resulted in new governments and anti-corruption reforms in **India**, **Malaysia**, the **Maldives**, and **Pakistan**. Despite these encouraging developments, we are yet to see how they translate into solid action, especially when it comes to combatting elusive forms of grand corruption.

# EASTERN EUROPE & CENTRAL ASIA

# 35/100

AVERAGE SCORE

Eastern Europe and Central Asia is the second lowest scoring region in the index, head of Sub-Saharan Africa. With nearly every country scoring 45 or less out of 100, there has been very little progress in combatting corruption. A general **lack of political will, weak institutions and few political rights** create an environment where corruption flourishes with little opposition.



## COUNTRIES TO WATCH

**Armenia** is expected to begin enacting anti-corruption reforms in 2019. Judicial reform should be at the top of the priority list; a proper separation of powers, as well as the appropriate checks and balances, will go a long way to ensuring these reforms are a success. The role of civil society is also crucial.

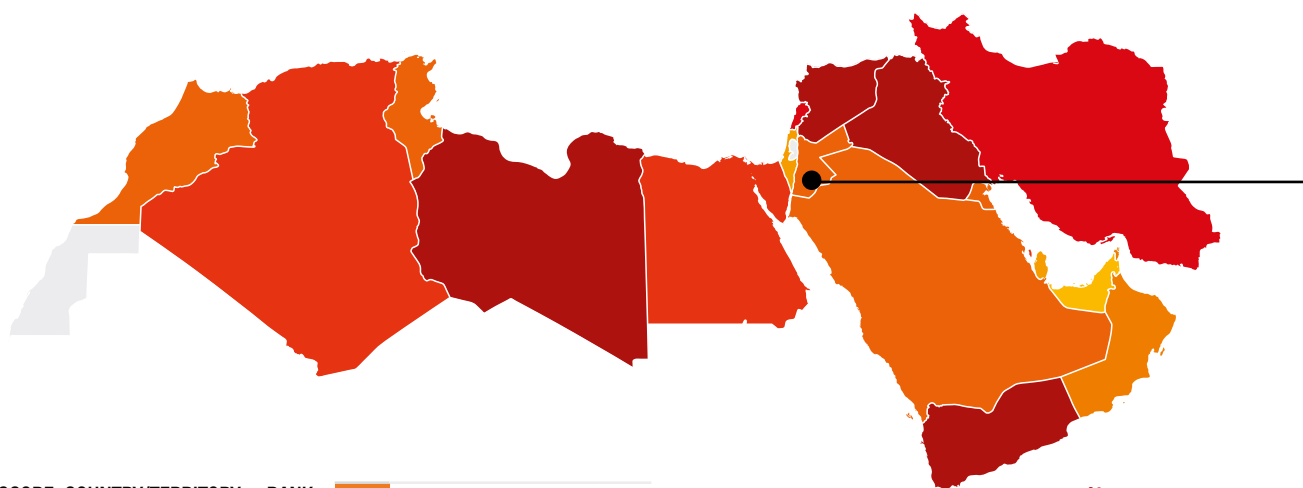
SCORE	COUNTRY/TERRITORY	RANK
58	Georgia	41
45	Montenegro	67
44	Belarus	70
41	Turkey	78
39	Serbia	87
38	Bosnia and Herzegovina	89
37	Kosovo	93
37	Macedonia	93
36	Albania	99
35	Armenia	105
33	Moldova	117
32	Ukraine	120
31	Kazakhstan	124
29	Kyrgyzstan	132
28	Russia	138
25	Azerbaijan	152
25	Tajikistan	152
23	Uzbekistan	158
20	Turkmenistan	161

# MIDDLE EAST & NORTHERN AFRICA

# 39/100

AVERAGE SCORE

The fight against corruption in the Middle East and Northern Africa remains grim. In a region where civil liberties continue to be under repressive state control and the social contract between states and their citizens has been broken for decades, it is no surprise that corruption remains stubbornly high. Leaders need to **strengthen checks and balances, support citizens' rights and deliver on anti-corruption commitments.**



SCORE	COUNTRY/TERRITORY	RANK	41	Kuwait	78
70	United Arab Emirates	23	36	Bahrain	99
62	Qatar	33	35	Algeria	105
61	Israel	34	35	Egypt	105
52	Oman	53	28	Iran	138
49	Jordan	58	28	Lebanon	138
49	Saudi Arabia	58	18	Iraq	168
43	Morocco	73	17	Libya	170
43	Tunisia	73	14	Yemen	176
			13	Syria	178

## COUNTRIES TO WATCH

In **Jordan**, citizen protests helped unseat the prime minister, but the new government has yet to fulfil its anti-corruption commitments. Another challenge is the presence of influential actors blocking government attempts to advance anti-corruption. Looking ahead, the government should ensure financial and administrative independence of public institutions, and protect civil society and free speech.

# SUB-SAHARAN AFRICA

# 32/100

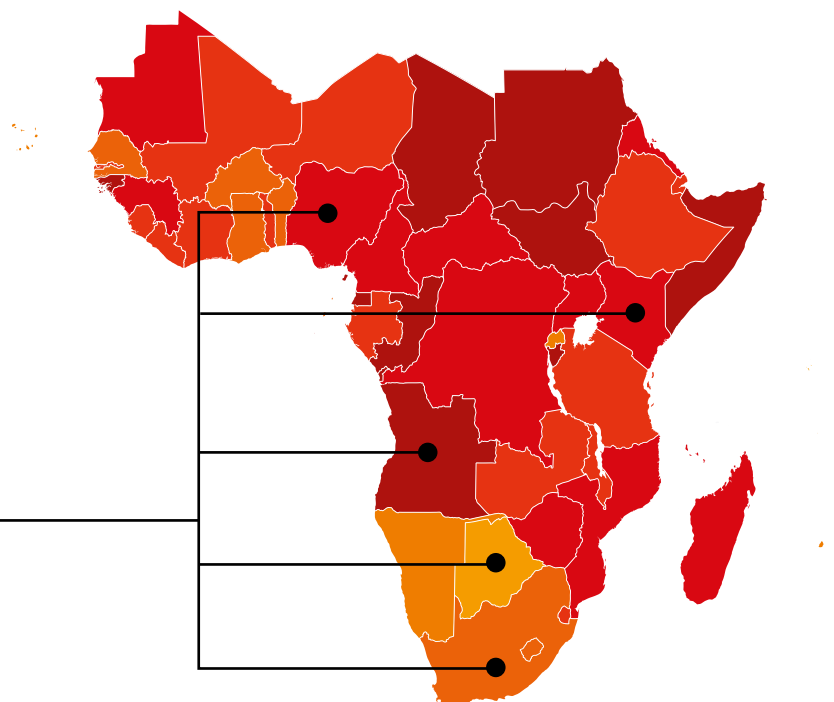
## AVERAGE SCORE

Sub-Saharan Africa is the lowest scoring region on the index, and has failed to translate its anti-corruption commitments into any real progress. A region with stark political and socio-economic contrasts and longstanding challenges, many of its countries struggle with **ineffective institutions and weak democratic values**, which threaten anti-corruption efforts.

SCORE	COUNTRY/TERRITORY	RANK	SCORE	COUNTRY/TERRITORY	RANK	SCORE	COUNTRY/TERRITORY	RANK
66	Seychelles	28	40	Benin	85	30	Togo	129
61	Botswana	34	38	Swaziland	89	28	Guinea	138
57	Cabo Verde	45	37	Gambia	93	27	Comoros	144
56	Rwanda	48	36	Tanzania	99	27	Kenya	144
53	Namibia	52	35	Côte d'Ivoire	105	27	Mauritania	144
51	Mauritius	56	35	Zambia	105	27	Nigeria	144
46	Sao Tome and Principe	64	34	Ethiopia	114	26	Central African Republic	149
45	Senegal	67	34	Niger	114	26	Uganda	149
43	South Africa	73	32	Liberia	120	26	Cameroon	152
41	Burkina Faso	78	32	Malawi	120	25	Madagascar	152
41	Ghana	78	32	Mali	120	25	Eritrea	157
41	Lesotho	78	31	Djibouti	124	24	Mozambique	158
			31	Gabon	124	23	Zimbabwe	160
			30	Sierra Leone	129	22		
						20	Democratic Republic of the Congo	161
						19	Angola	165
						19	Chad	165
						19	Congo	165
						17	Burundi	170
						16	Equatorial Guinea	172
						16	Guinea Bissau	172
						16	Sudan	172
						13	South Sudan	178
						10	Somalia	180

## COUNTRIES TO WATCH

Despite stagnation across the region, there are some promising political developments, particularly in **Angola, Kenya, Nigeria** and **South Africa**. In South Africa, **citizen engagement and various official inquiries into corruption abuses** are positive steps, while new leadership in Angola provides hope for anti-corruption reforms.



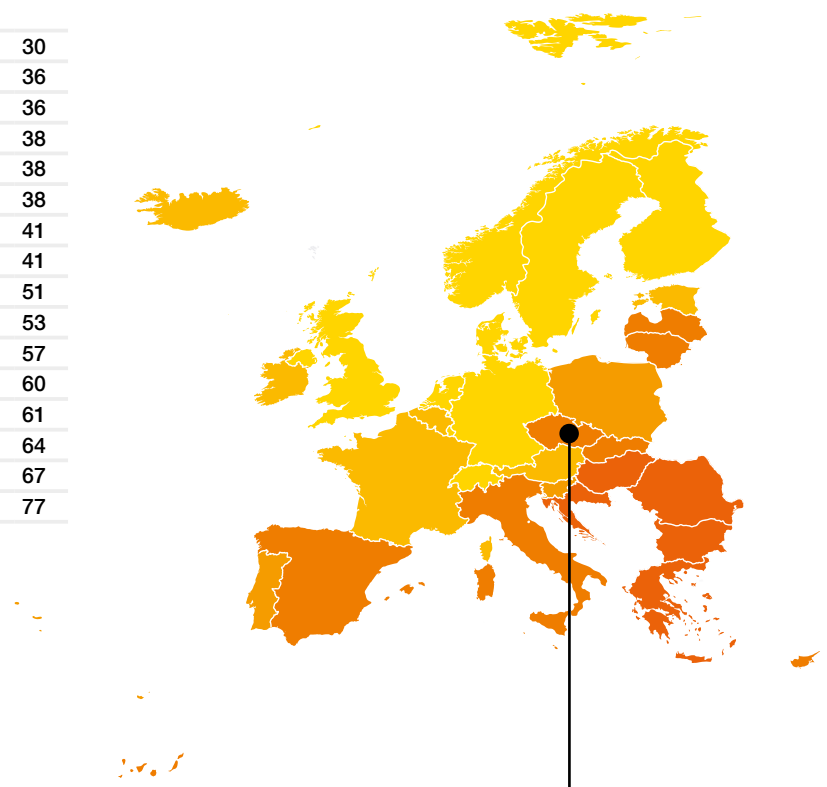
# WESTERN EUROPE & EU

# 66/100

While Western Europe and the European Union are doing better than other parts of the globe, they still have a long way to go to tackle corruption effectively. A lack of prioritising anti-corruption reforms alongside rising populist rhetoric combine with weakening democratic institutions in many countries to make a **strong case for renewed efforts**.

## AVERAGE SCORE

SCORE	COUNTRY/TERRITORY	RANK	SCORE	COUNTRY/TERRITORY	RANK
88	Denmark	1	64	Portugal	30
85	Finland	3	60	Poland	36
85	Sweden	3	60	Slovenia	36
85	Switzerland	3	59	Cyprus	38
84	Norway	7	59	Czech Republic	38
82	Netherlands	8	59	Lithuania	38
81	Luxembourg	9	58	Latvia	41
80	Germany	11	58	Spain	41
80	United Kingdom	11	54	Malta	51
76	Austria	14	52	Italy	53
76	Iceland	14	50	Slovakia	57
75	Belgium	17	48	Croatia	60
73	Estonia	18	47	Romania	61
73	Ireland	18	46	Hungary	64
72	France	21	45	Greece	67
			42	Bulgaria	77



## COUNTRIES TO WATCH

The **Czech Republic** has been steadily improving its CPI score since 2014, but events in the past year suggest gains may be fragile. The prime minister has been found guilty of conflict of interest in relation to his media holdings. He has also been accused of conflict of interest over connections to a company which has received millions of euros in EU subsidies.

# CREATE CHANGE WITH US

---

## ENGAGE

How do you feel about your country's place in the Corruption Perceptions Index? Follow us, share your views and discuss corruption with people from around the world on social media.



## LEARN

Visit our website to learn more about our work in more than 100 countries and sign up for the latest news in the fight against corruption.

[transparency.org](https://transparency.org)

## DONATE

Your donation will help us provide support to thousands of victims of corruption, develop new tools and research and hold governments and businesses to their promises. We want to build a fairer, more just world. With your help, we can.

[transparency.org/donate](https://transparency.org/donate)



Transparency International  
International Secretariat  
Alt-Moabit 96, 10559 Berlin, Germany

Phone: +49 30 34 38 200  
Fax: +49 30 34 70 39 12

[ti@transparency.org](mailto:ti@transparency.org)  
[www.transparency.org](http://www.transparency.org)

Blog: [voices.transparency.org](http://voices.transparency.org)  
Facebook: [/transparencyinternational](https://www.facebook.com/transparencyinternational)  
Twitter: [@anticorruption](https://twitter.com/anticorruption)